



MARKER CODE

--	--	--	--	--

STUDENT ENROLMENT NUMBER (SEN)

--	--	--	--	--	--	--	--	--	--

# TONGA SCHOOL CERTIFICATE

## 2021

# MUSIC

## QUESTION AND ANSWER BOOKLET

**Time allowed:** 2 Hours (1 hour and 30 minutes for exam and 30 minutes for Aural Tasks)

### INSTRUCTIONS:

1. Write your **Student Enrolment Number (SEN)** on the top right-hand corner of this page.
2. This paper consists of **TWO SECTIONS** and is out of 70 weighted scores.

SECTION	QUESTION	STRANDS	TOTAL SKILL LEVEL
<b>A</b>	<b>THEORY OF MUSIC</b>		<b>50</b>
	1	RUDIMENTS OF MUSIC	10
	2	MELODY	13
	3	RHYTHM	8
	4	HARMONY	13
	5	FORM AND STYLE	6
<b>B</b>	<b>AURAL TASKS</b>		<b>20</b>
	1	MAJOR SCALES AND INTERVALS	2
	2	RHYTHM	3
	3	CHORD RECOGNITION	4
	4	MELODY	11
<b>TOTAL</b>			<b>70</b>

3. Answer ALL QUESTIONS. Write your answers in the spaces provided in this booklet.
4. Use a **BLUE** or **BLACK** ball point pen only for writing. Use a pencil for drawing if required.
5. If you need more space for answers, ask the supervisor for extra paper. Write your **Student Enrolment Number (SEN)** on each additional sheet, number the questions clearly and insert them in the appropriate places in this booklet.
6. Check that this booklet contains pages **2 - 15** in the correct order and that pages 13 - 15 have been deliberately left blank.

**YOU MUST HAND IN THIS BOOKLET TO THE SUPERVISOR BEFORE YOU LEAVE THE EXAMINATION ROOM.**

## SECTION A

## THEORY OF MUSIC

## QUESTION 1: RUDIMENTS OF MUSIC

**Multiple Choice:** Circle the letter with the **BEST** answer.

1.1. **Identify** the type of note below.



- A. Demisemiquaver
- B. Semiquaver
- C. Quaver
- D. Crotchet

Skill level 1	
1	
0	
NR	

1.2. **Add** the total number of quaver notes in the tied notes given . *i.e* Not including rest.



- A. 9
- B. 12
- C. 15
- D. 18

Skill level 1	
1	
0	
NR	

1.3. A *dot* after the note **means**;

- A. half of the note's value is subtracted from its length.
- B. the note is beamed together with the next note.
- C. half of the note's value is added to its length.
- D. the note is played staccato.

Skill level 1	
1	
0	
NR	

1.4. **Identify** the correct time signature to be used here.



- A.  $\frac{6}{8}$
- B.  $\frac{9}{8}$
- C.  $\frac{3}{4}$
- D.  $\frac{4}{4}$

Skill level 1	
1	
0	
NR	



## QUESTION 2: MELODY

2.1. Identify the key signature of the major key provided.



\_\_\_\_\_

Skill level 1	
1	
0	
NR	

2.2. State the pattern (intervals) used to find the notes of a major scale.

\_\_\_\_\_

Skill level 1	
1	
0	
NR	

2.3. Use a semibreve to write the *mediant* note of the major key signature given below onto the staff.



Skill level 2	
2	
1	
0	
NR	

2.4. Above the given note, write a higher note to form the named interval. The key is given.




Skill level 1	
1	
0	
NR	

2.5. Describe the quality and number of the given interval. *E.g. Major 2nd*



=

\_\_\_\_\_




=

\_\_\_\_\_

Skill level 2	
2	
1	
0	
NR	

Skill level 2	
2	
1	
0	
NR	

2.6. Write a one octave D harmonic minor scale in crotchets going up and down. *Do not use a key signature but write in the necessary accidentals. i.e No time signature and bar line is needed.*



Skill level 4	
4	
3	
2	
1	
0	
NR	

## QUESTION 3: RHYTHM

- 3.1. **Identify** the strong and weak beats in the time signature of  $\frac{3}{4}$ . Put an **S** on the strong beat and a **W** on the weak beats.



Skill level 1	
1	
0	
NR	

- 3.2. **Complete** bars with rests in proper writing. *i.e. Make sure that all rests are grouped correctly.*



Skill level 2	
2	
1	
0	
NR	

- 3.3. **Define** anacrusis.

---



---

Skill level 1	
1	
0	
NR	

- 3.4. Name **ONE (1)** rhythmic or melodic (compositional) device you have studied.

---

Skill level 1	
1	
0	
NR	

- 3.5. **Translate** the melody given below into Tongan notation. Make sure that the rhythm and melody is correct according to the time signature and the key signature. Write the Tongan notation in the box provided below. The melody is in D major.



Skill level 3	
3	
2	
1	
0	
NR	

## QUESTION 4: HARMONY

- 4.1. **Complete** the three primary triads of Eb major on the blank bars below.



Skill level 2	
2	
1	
0	
NR	

- 4.2. **Change** the rooted triad below into a 2nd inversion triad.



Skill level 2	
2	
1	
0	
NR	

- 4.3. **State** the best note to be doubled in a chord.

\_\_\_\_\_

Skill level 1	
1	
0	
NR	

- 4.4. **Fill** in the spaces below with the correct number or word. *e.g. 1 or one.*


i. A cadence consists of \_\_\_\_\_ chords.

Skill level 1	
1	
0	
NR	

ii. A Vocal style has \_\_\_\_\_ voices.

Skill level 1	
1	
0	
NR	

- 4.5. **Change** the melody below to **add** at least **ONE (1)** passing note and name it P.



Skill level 2	
2	
1	
0	
NR	

- 4.6. **Compose** a perfect cadence in piano-forte style for the key of F major. Use semibreve notes for the cadence.



Skill level 4	
4	
3	
2	
1	
0	
NR	



## SECTION B

## AURAL TASKS

## QUESTION 1: MAJOR SCALES AND INTERVALS

*You have one minute to read Question One.*

You will hear intervals between 2 notes from a major scale, being played 3 times with a 10 seconds break in between each interval. Each of the intervals starts with the tonic note (doh/3) of the scale.

**Identify the sound of the second note** being played after the tonic. Example 3 – 4

Skill level 1	
1	
0	
NR	

a). 3 - \_\_\_\_\_

Skill level 1	
1	
0	
NR	

b). 3 - \_\_\_\_\_

## QUESTION 2: RHYTHM

You have one minute to read Question Two.

You will hear a four bar extract played on a Bass Guitar. The extract will be played 4 times with a 30 seconds break in between each playing. **Transcribe** (write) the **RHYTHM ONLY** of measures two to four of the extract to the staff below. The first measure has been written in for you. There are **NO RESTS** throughout the whole duration of the rhythm.

You will hear a four crotchet beat pulse before the extract starts.

Skill level 3	
3	
2	
1	
0	
NR	

### Bass Foley

A.K

Bass Guitar 

3



### QUESTION 3: CHORD RECOGNITION

You have one minute to read Question Three.

You will hear *Going Home* played on a *solo violin* with a *violoncello* playing the bass line (tonic of chords).

There are two different chords for every measure of the extract. Listen carefully and **write the correct chord** of the measures which have empty boxes above/below the staff. **There are 4 chords only** for you to complete, the rest of the chords have already been written in for you. You may use either guitar chord symbols (above) or Roman Numerals (below). The chords that you need to identify are:

<b>Guitar chords</b>	A	D	E	F#m
<b>Roman numerals</b>	I	IV	V	VI

Skill level 4	
4	
3	
2	
1	
0	
NR	

You will hear the song *Going Home* played 4 times with a 30 seconds gap between playings. You will hear a **4 crotchet beat** pulse before the extract starts on the first beat.

## Going Home

Jenkins.

Violin

**A Adagio**

Vln.

## QUESTION FOUR: MELODY

You have One minute to read Question Four.

You will hear the song **Calling Wind** in the key of **C major** for **Viola and Piano** being played **8 times** with a **30 seconds interval** between each playing. You will hear a four crotchet beat pulse before the extract starts.

- a). Use the rhythm given above the measures(bars) 3, 6 and 7 to **transcribe/write** the melody of the piece.

Skill level 3	
3	
2	
1	
0	
NR	

- b). **Demonstrate** understanding of dynamics by **inserting 3 different signs** which could fit in with the piece. Make sure to write the expressions in the Exact notes/beats which matches the description of each term/sign. The first dynamic has been given on the first bar, *f*.

Skill level 3	
3	
2	
1	
0	
NR	

- c). **Add** these two expression related terms onto the most appropriate note(s) in the piece.

- i. Accent (<)
- ii. Ritardando (rit.)

Skill level 2	
2	
1	
0	
NR	

- d). **Define** ritardando (rit.).

---



---



---

Skill level 1	
1	
0	
NR	

- e). **Write** an Italian term which fits ♩ = 70.

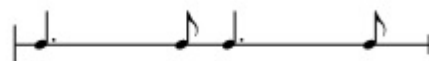
---

Skill level 2	
2	
1	
0	
NR	

# Calling Wind

J.S.Peters

♩ = 70



First system of music. Treble clef, 4/4 time. Bass clef, 4/4 time. Dynamics: *f* (forte) and *mf* (mezzo-forte). The bass line features a continuous triplet eighth-note pattern. The treble line has a melodic line with a crescendo leading to a triplet eighth-note pattern.

Second system of music. Treble clef, 4/4 time. Bass clef, 4/4 time. Dynamics: *p* (piano). The bass line continues with the triplet eighth-note pattern. The treble line has a melodic line with a crescendo leading to a triplet eighth-note pattern.

Third system of music. Treble clef, 4/4 time. Bass clef, 4/4 time. Dynamics: *pp* (pianissimo). The bass line continues with the triplet eighth-note pattern. The treble line has a melodic line that ends with a final chord.

**THIS PAGE HAS BEEN DELIBERATELY LEFT BLANK.**

**THIS PAGE HAS BEEN DELIBERATELY LEFT BLANK.**

**THIS PAGE HAS BEEN DELIBERATELY LEFT BLANK.**